

Financial Impact of Child Nutrition Programs

Monica Herrera
Minnesota Department of Education
Traci Mouw
United States Department of Agriculture

November 15, 2016

What we'll cover



- ✓ USDA Child Nutrition Programs
- ✓ Programs MDE administers
- ✓ Amount of funding each program brings into the state
- ✓ Broad overview of the organizations that receive the funds

National School Lunch and Breakfast Program

1946 - Richard B. Russell National School Lunch Act," and Section 2 of the Act defines its purposes: "It is hereby declared to be the policy of Congress, as a measure of national security, to safeguard the health and well-being of the Nation's children and to encourage the domestic consumption of nutritious agricultural commodities and other food, by assisting the States, through grants-in aid and other means, in providing an adequate supply of food and other facilities for the establishment, maintenance, operation and expansion of nonprofit school lunch programs."

USDA Child Nutrition Programs



School Nutrition Programs

Breakfast

Lunch

Milk

Snack

Fresh Fruit and Vegetable

USDA Foods

Community Eligibility Provision (CEP)

Seamless Summer

Child and Adult Care Food Programs

Child Care Centers

Family Child Care

Adult Care Centers

At Risk

Summer Food



Schools spend more
than
\$10 billion
on food





About how many school breakfast, lunches and snacks were served in SY 2014-15?



About how much money did schools receive to provide the meals?

National School Lunch and Breakfast Program SY 2014-2015

	Minnesota
Pop, (2009)	5,266,214
SFA's	674
SFA meals	137,088,203
SFA \$	\$239,843,556

School Nutrition

Federal and state breakfast

- Regular - .84
- Kindergarten – 1.59
- Reduced and free rate – 1.71 or 2.04

Federal and state lunch

- Regular - .485 or .505
- Reduced and free rate – 3.345 or 3.365

Afterschool snack

- Regular - .07
- Reduced price - .43
- Free - .86



Milk Program

Federal - .1975

Kindergarten state - .20

USDA Foods

Distribution Channel	Directly to Schools	To Producers
Direct delivery to schools	\$16,963,979	
Department of Defense (DOD) Fresh Fruit and Vegetables Program	\$7,647,140	
Processing Diversion		\$6,235,587
Total USDA Foods	\$30,846,706	



At Risk Meals

- Healthy Hunger-Free Kids Act of 2010 expanded eligibility for At-Risk Afterschool Meals to ALL States
- Reimbursement at the free rate for serving one meal and one snack to all children ages 18 and under
- Meals can be served anytime after the school day, on weekends and vacations during the regular school year
- Meals are offered to support afterschool educational or enrichment activities
- Open to schools, nonprofits, and for-profit centers

At Risk Meals



- At-Risk Snacks - .86
- At-Risk Breakfast – 1.71
- At-Risk Meals - 3.16 (lunch or supper)
- Cash in lieu - .23

CACFP: At Risk Snacks and Suppers

	Illinois	Indiana	Michigan	Minnesota	Ohio	Wisconsin
Pop, (2009)	12,910,4009	6,423,113	9,969,727	5,266,214	11,542,645	5,654,645
At Risk Centers and Sites	70	63	125	79	48	34
At Risk Meals	5,754,637	2,484,140	3,735,696	948,702	2,172,350	1,386,674
At Risk \$	\$9,284,607	\$3,699,710	\$6,094,850	\$1,271,102	\$3,375,920	\$1,926,445
State rank pop.	5	16	8	21	7	20

1.2 million rural children are in an afterschool program

AFTERSCHOOL PROGRAM PARTICIPATION: 2004-2014

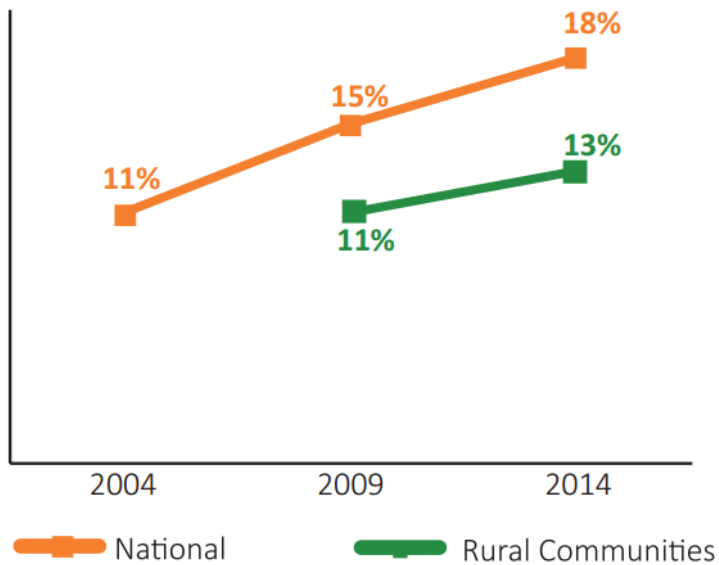


Photo courtesy of Flicking ELRC

Why Year-Round Meals?

Community Benefits:

- Provide year-round meals to low-income children
- Brings more Federal funds into the local economy

Organizations Benefit:

- Can hire year-round staff
- Receive additional financial stability
- Become a stable source of services

State Agency Benefits:

- Continuity in relationships with organizations in good standing
- Reduced application requirements

Summer Food Service Program

The **Summer Food Service Program (SFSP)** provides free, nutritious meals and snacks to help children in low-income areas get the nutrition they need to learn, play, and grow, throughout the summer months when they are out of school.



Summer Food Service Program

	Illinois	Indiana	Michigan	Minnesota	Ohio	Wisconsin
Pop, (2009)	12,910,4009	6,423,113	9,969,727	5,266,214	11,542,645	5,654,645
Summer Meals	5,097,105	2,971,348	4,043,682	3,008,673	3,924,358	2,815,314
Summer \$	\$14,611,304	\$9,030,190	\$13,112,883	\$9,090,168	\$11,871,792	\$8,662,637

Summer Food Meals



➤ Breakfast - \$2.1325

➤ Lunch/Supper - \$3.7450

➤ Snack - \$.8875

Measure Names

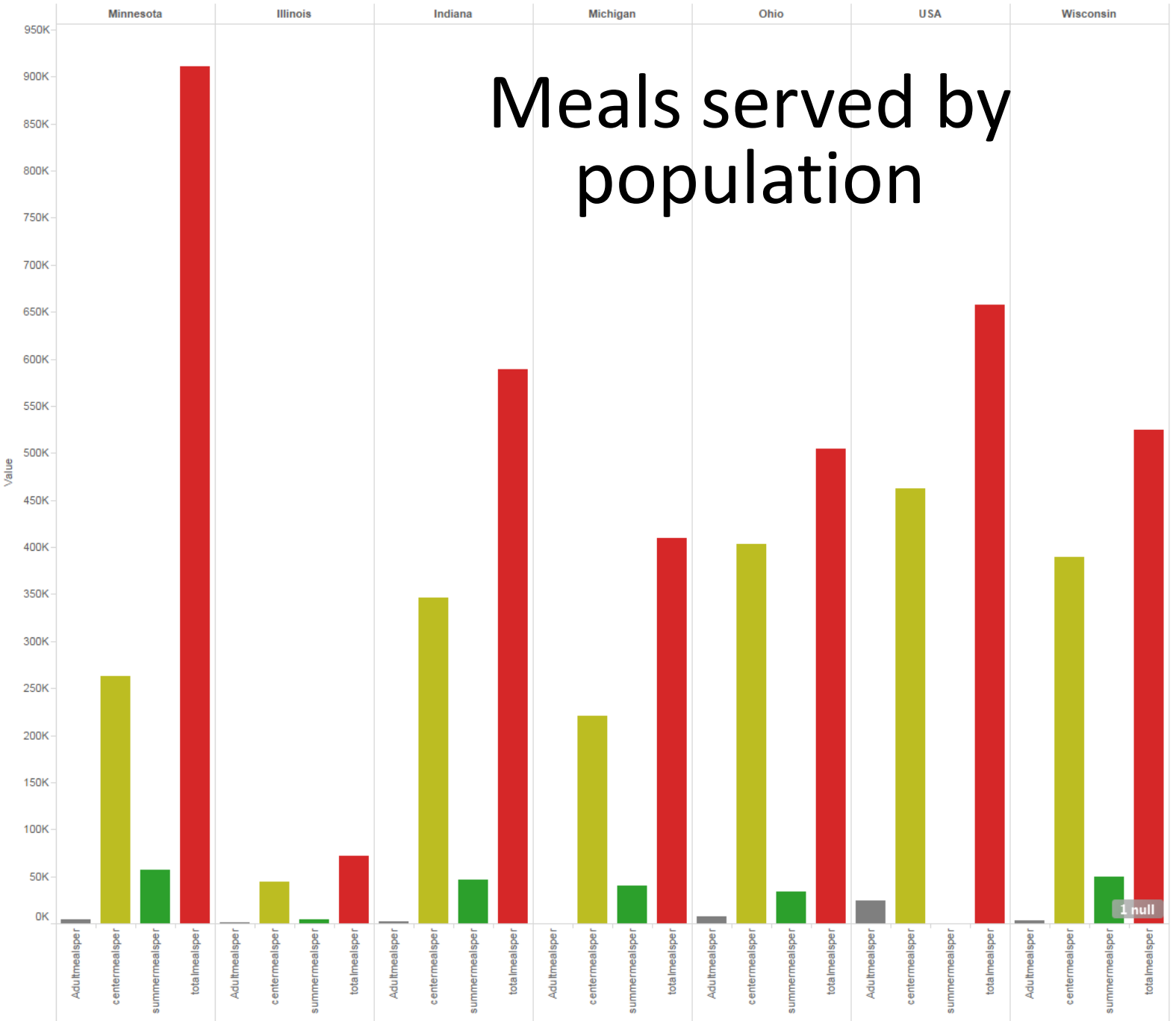
- Adult # Meals
- Center # Meals
- Summer Meals
- Total # Meals
- Pop, (2009)



Meals served total

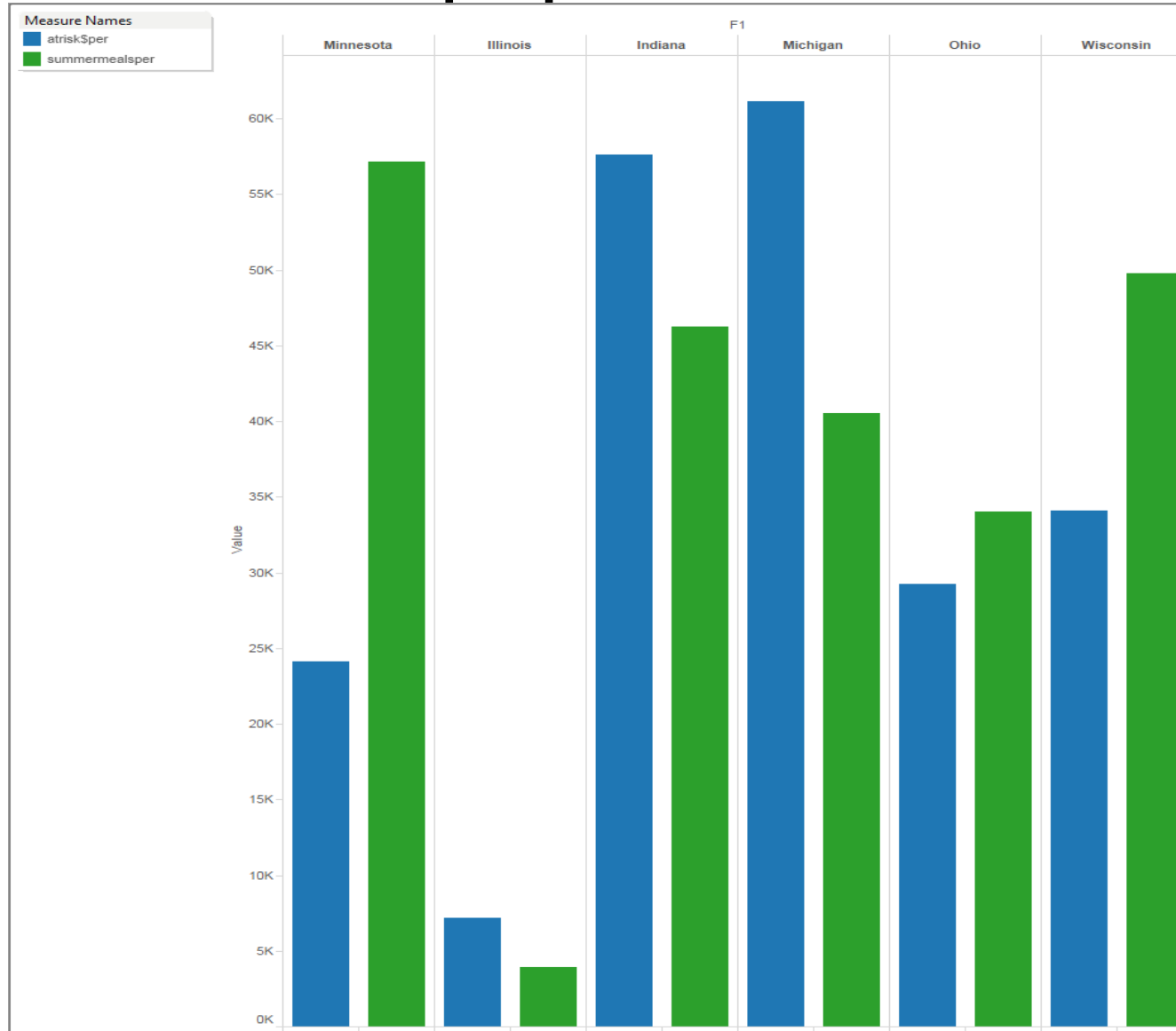
Measure Names

- Adultmealsper
- centermealsper
- summermealsper
- totalmealsper



1 null

Summer and At-Risk Meals funding by population



CACFP: Child and Adult Care Centers and Family Homes

	Illinois	Indiana	Michigan	Minnesota	Ohio	Wisconsin	USA
Pop, (2009)	12,910,4009	6,423,113	9,969,727	5,266,214	11,542,645	5,654,645	307,006,550
Center # Meals	56,551,610	22,219,676	21,965,320	13,816,162	46,594,176	22,026,292	1,420,146,406
Family Care Homes	35,663,231	15,446,125	18,801,941	33,929,120	10,820,180	7,486,906	525,863,913
Adult # Meals	1,074,555	154,052	14,354	212,654	836,950	176,246	73,252,730
Total # Meals	93,289,396	37,819,853	40,781,615	47,957,936	58,251,306	29,689,444	2,019,263,049
Total Funds	\$150,496,527	\$56,087,274	\$66,508,309	\$64,468,936	\$89,762,692	\$40,668,185	\$467,991,924
State rank pop.	5	16	8	21	7	20	
State rank CACFP (\$)	5	16	13	11	9	24	

What's the total number?

Number of meals served

189,003,514

Amount of funds brought into the state to compensate providers

\$345,520,468





Opportunities
straight ahead

Future Business Leaders of America

Milly's Pantry Yates, NY

- Milly's Pantry partnered with the local high school's Future Business Leaders of America Club
- 8-week program in 7 sites
- Managed by 2 senior students
 - Developed a business plan
 - managed finances and hired 12 fellow students
 - prepared menus/meals per USDA requirements (using the school kitchen and being ServSafe trained),
 - purchased foods
 - distributed over 5,000 lunches

Rural Food Access

Superfood Express

Mobile, Alabama

- Mobile County Public Schools.
- Outfitted a surplus school bus with warmers, coolers, tables, lights, video and audio system, and canopy
- Served Rural areas
- Reached 98,000 children.



Market Opportunities

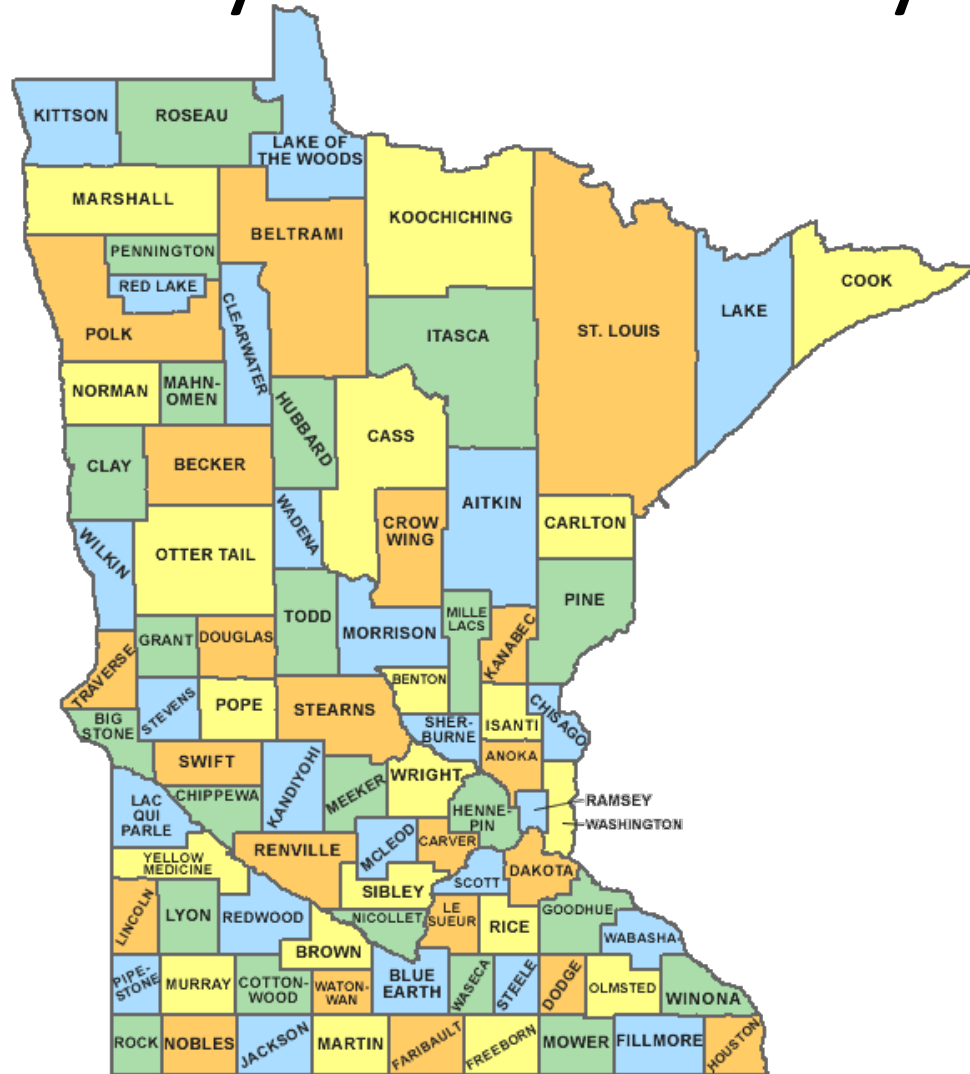
Letcher County, Kentucky

Letcher County Farmers Market

- Farmers market meal site at the farmers market
- Use locally grown products
- Kentucky Farm Alliance partnered with
 - Rural Development
 - a SFSP sponsor and
 - local farmers market
- Promoted by the local health department and other community agencies and organizations.



What programs have you launched in your community?



Copyright 2005 digital-topo-maps.com

How to get involved...

School Lunch and Breakfast Program

<http://education.state.mn.us/MDE/dse/FNS/SNP/>

Child and Adult Care Food Program

At Risk

<http://education.state.mn.us/MDE/dse/FNS/prog/After/>

Summer Food Service Program

<http://education.state.mn.us/MDE/dse/FNS/SFSP/>

QUESTIONS

?

